



WHAT WORRIES THE WORLD?

GERMANY REPORT

July 2025

GERMANY SUMMARY: JULY 2025

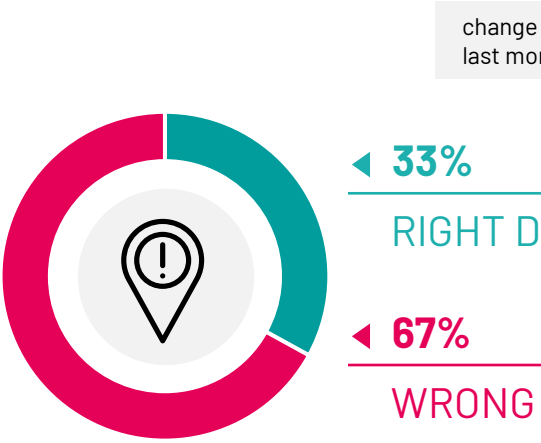
Top five worries

Q: Which three of the following topics do you find the most worrying in your country?

		change vs. last month	change vs. last year
Immigration control	37%	=	-1
Crime & violence	31%	-1	+2
Poverty & social inequality	30%	-6	+2
Military conflict between	29%	+2	+9
Inflation	27%	-2	+2

State of the country

Q: Generally speaking, would you say the country are heading in the right direction or are they off on the wrong track?



Base: Representative sample of German adults aged 16-74. c.1000 per month
Source: Ipsos Global Advisor. Global score is a Global Country Average. See methodology for details. Filter: Country: Germany | Current Wave: Jul 2025

WORLD SUMMARY: JULY 2025

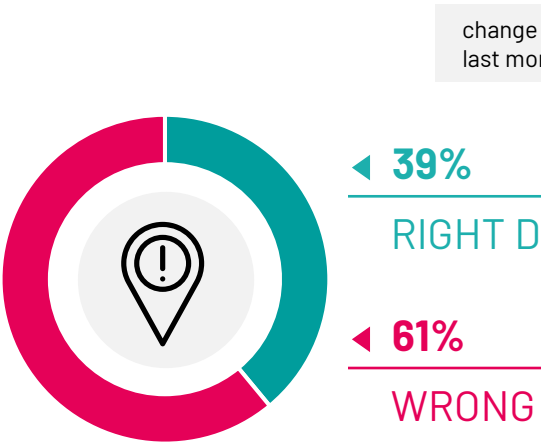
Top five worries

Q: Which three of the following topics do you find the most worrying in your country?

		change vs. last month	change vs. last year
Crime & violence	<div></div> 32%	=	+2
Inflation	<div></div> 31%	-1	-2
Poverty & social inequality	<div></div> 29%	=	=
Unemployment	<div></div> 28%	=	+1
Financial/political corruption	<div></div> 26%	-1	+1

State of the country

Q: Generally speaking, would you say the country are heading in the right direction or are they off on the wrong track?



Base: Representative sample of 25,703 adults aged 16-74 in 30 participating countries, June 20th 2025 - July 4th 2025.
Source: Ipsos Global Advisor. Global score is a Global Country Average. See methodology for details. **Filter:** Country: World | Current Wave: Jul 25



DIRECTION OF TRAVEL

- Country comparisons
- Trends over time: Germany
- Trends over time: World

Right vs. Wrong Direction Monitor

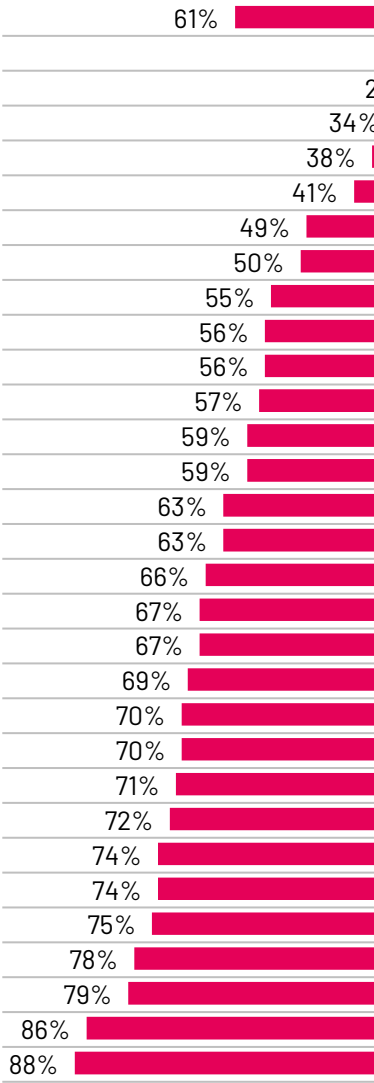
Base: Representative sample of 25,703 adults aged 16-74 in 30 participating countries, June 20th 2025 - July 4th 2025.

Source: Ipsos Global Advisor. Global score is a Global Country Average. See methodology for details. **Filter:** Country: World | Current Wave: Jul 25

Country

World
Singapore
Indonesia
India
Malaysia
South Korea
Argentina
Australia
Poland
US
Mexico
Canada
Ireland
Thailand
Israel
Colombia
Brazil
Great Britain
Germany
Chile
Spain
Netherlands
Belgium
Sweden
South Africa
Italy
Türkiye
Hungary
Japan
France
Peru

Q: Would you say things in your country are heading in the right or wrong direction?

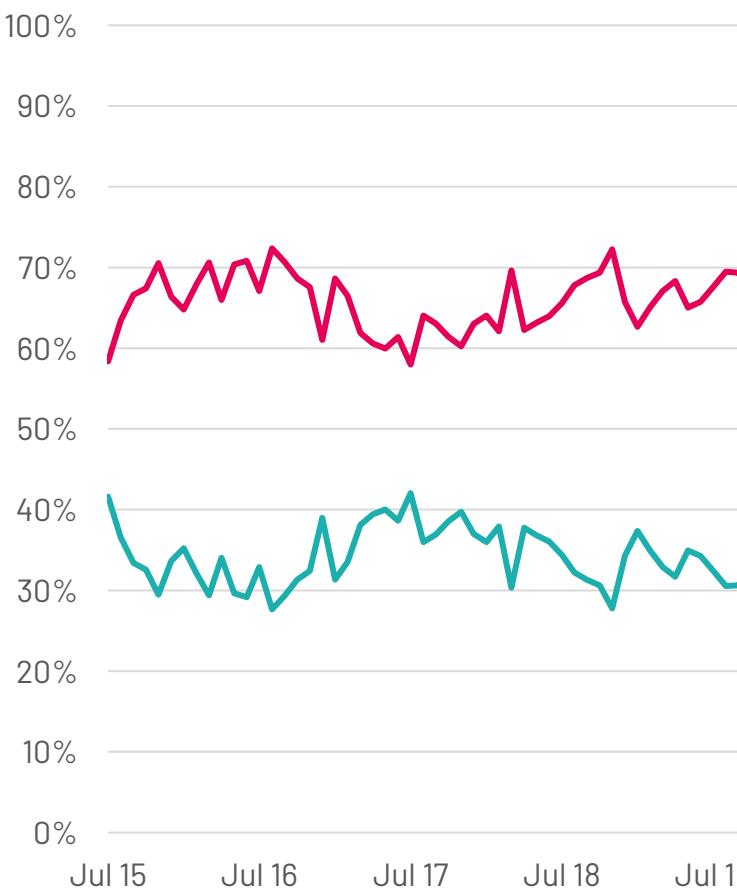


Germany Right/Wrong Direction

Base: Representative sample of German adults aged 16-74. c.1000 per month

Source: Ipsos Global Advisor. Global score is a Global Country Average. See methodology for details. **Filter:** Country: Germany | Current Wave: Jul 25

Q: Would you say things in this country are heading in the right direction or are they off on the wrong track?



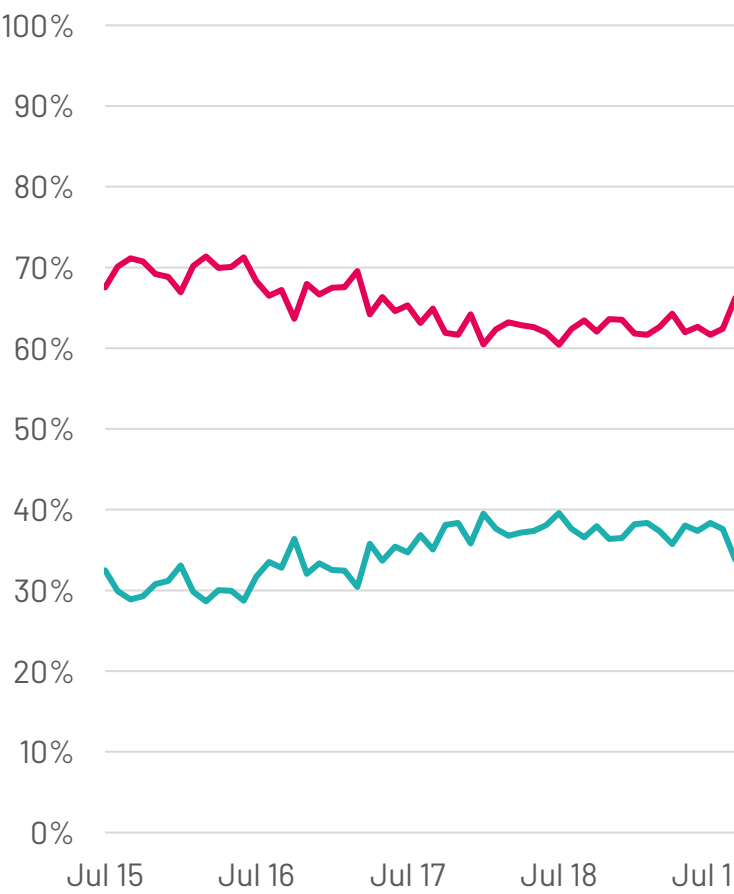
Global Right/Wrong Direction

Global country average score

Base: Representative sample of 25,703 adults aged 16-74 in 30 participating countries, June 20th 2025 - July 4th 2025.

Source: Ipsos Global Advisor. Global score is a Global Country Average. See methodology for details. **Filter:** Country: World | Current Wave: Jul 25

Q: Would you say things in this country are heading in the right direction or are they off on the wrong track?



A person is standing on a black sand beach, surrounded by large, translucent blue icebergs. The person is wearing a dark jacket and light-colored pants, and is holding a camera. A tripod is set up on the sand next to them. The background shows a calm sea and a hazy horizon under a grey sky.

GERMANY'S WORRIES

- Germany's top worries
- World's top worries
- Trends over time for worries: Germany & World

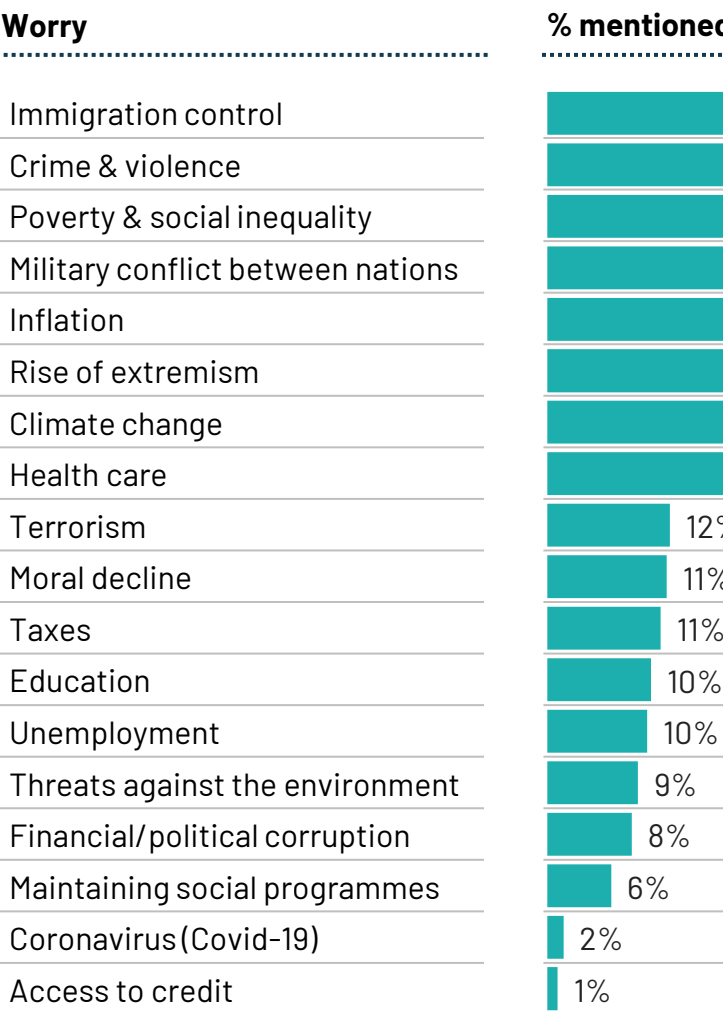
Germany's Worries

[Commentary]

Base: Representative sample of German adults aged 16-74. c.1000 per month

Source: Ipsos Global Advisor. Global score is a Global Country Average. See methodology for details. **Filter:** Country: Germany | Current Wave: Jul 25

Q: Which three of the following topics do you



World Worries

[Commentary]

Base: Representative sample of 25,703 adults aged 16-74 in 30 participating countries, June 20th 2025 - July 4th 2025.

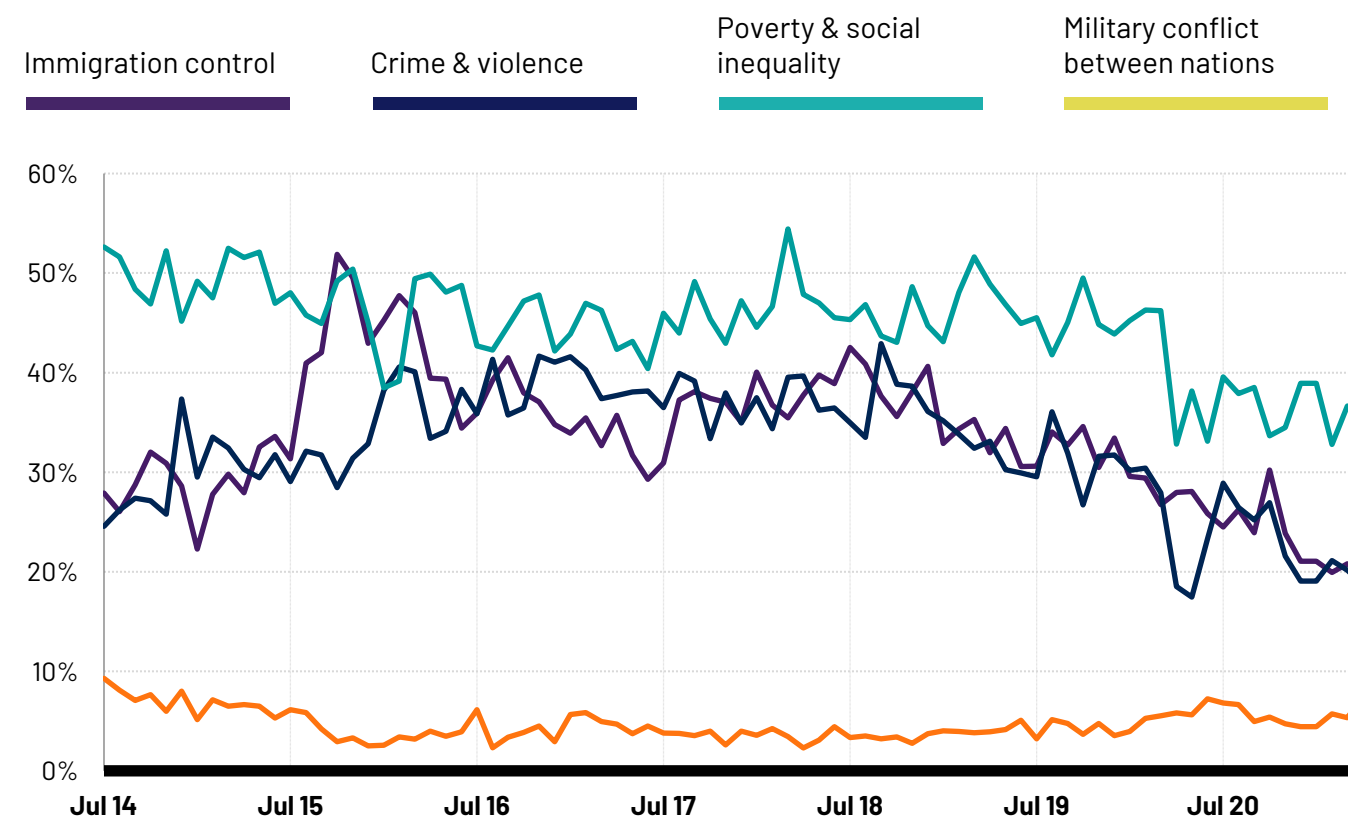
Source: Ipsos Global Advisor. Global score is a Global Country Average. See methodology for details. **Filter:** Country: World | Current Wave: Jul 25

Q: Which three of the following topics do you



Germany's current top five worries: long-

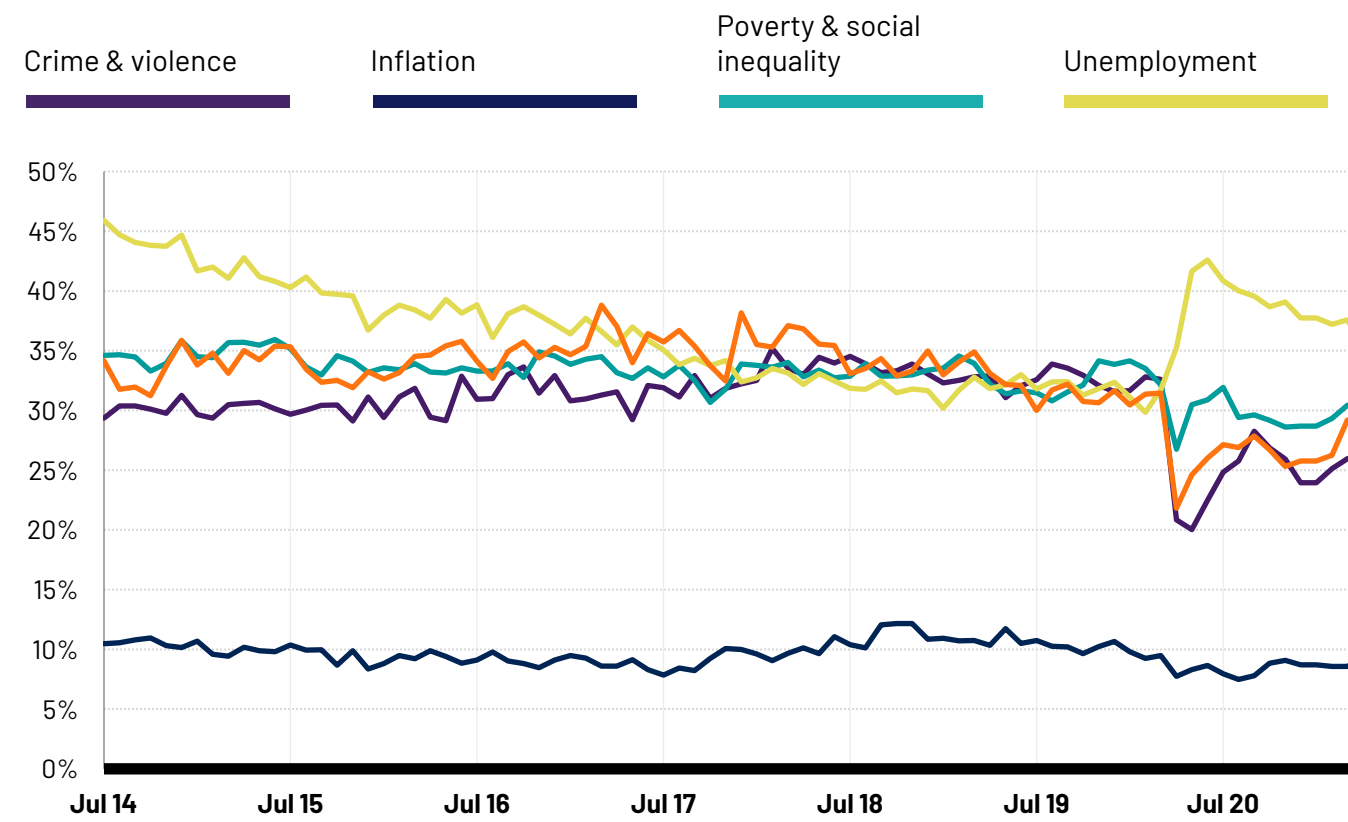
Q: Which three of the following topics do you find the most worrying in your country?



Base: Representative sample of German adults aged 16-74. c.1000 per month
Source: Ipsos Global Advisor. Global score is a Global Country Average. See methodology for details. Filter: Country: Germany | Current Wave: Jul 20

World’s current top five worries: long-term

Q: Which three of the following topics do you find the most worrying in your country?



Base: Representative sample of 25,703 adults aged 16-74 in 30 participating countries, June 20th 2025 – July 4th 2025.
Source: Ipsos Global Advisor. Global score is a Global Country Average. See methodology for details. **Filter:** Country: World | Current Wave: Jul 25

A person in a dark jacket and tan pants stands on a black sand beach, looking at a camera on a tripod. Large, translucent blue icebergs are scattered across the dark sand. The background shows a calm sea under a grey, overcast sky.

WORLD WORRIES COUNTRY COMPARISON

- Country comparison of all 18 concerns

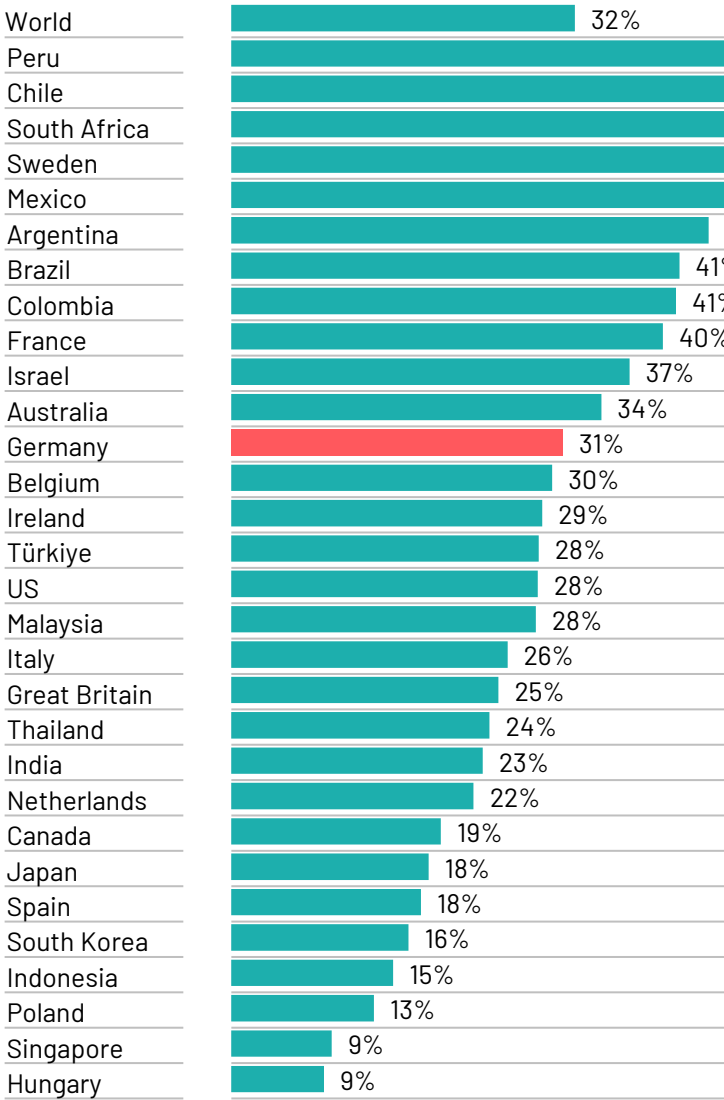
1. Crime & violence

[Commentary]

Base: Representative sample of 25,703 adults aged 16-74 in 30 participating countries, June 20th 2025 - July 4th 2025.

Source: Ipsos Global Advisor. Global score is a Global Country Average. See methodology for details. **Filter:** Country: World | Current Wave: Jul 25

Country



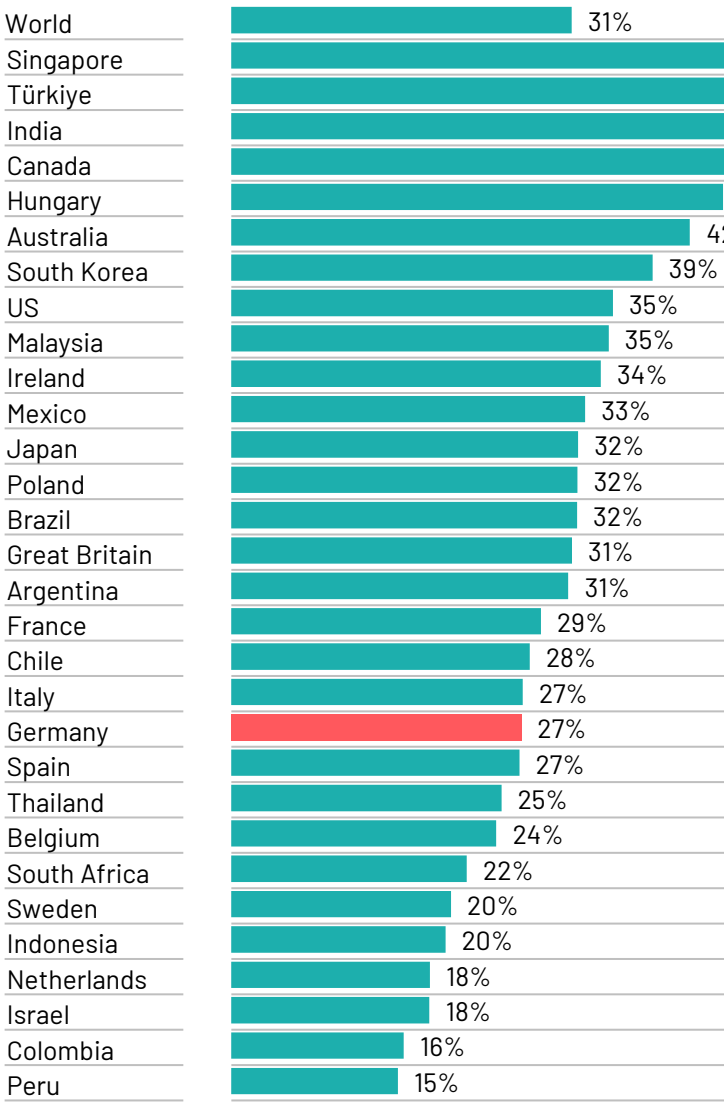
2. Inflation

[Commentary]

Base: Representative sample of 25,703 adults aged 16-74 in 30 participating countries, June 20th 2025 - July 4th 2025.

Source: Ipsos Global Advisor. Global score is a Global Country Average. See methodology for details. **Filter:** Country: World | Current Wave: Jul 25

Country



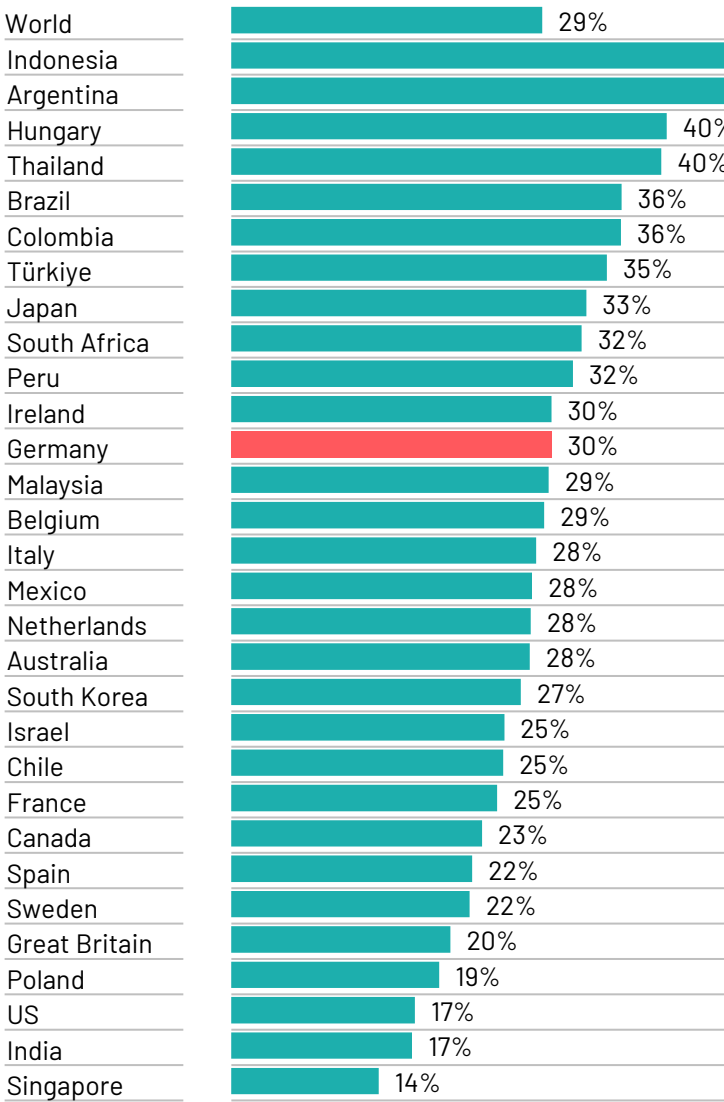
3. Poverty & social inequality

[Commentary]

Base: Representative sample of 25,703 adults aged 16-74 in 30 participating countries, June 20th 2025 - July 4th 2025.

Source: Ipsos Global Advisor. Global score is a Global Country Average. See methodology for details. **Filter:** Country: World | Current Wave: Jul 25

Country



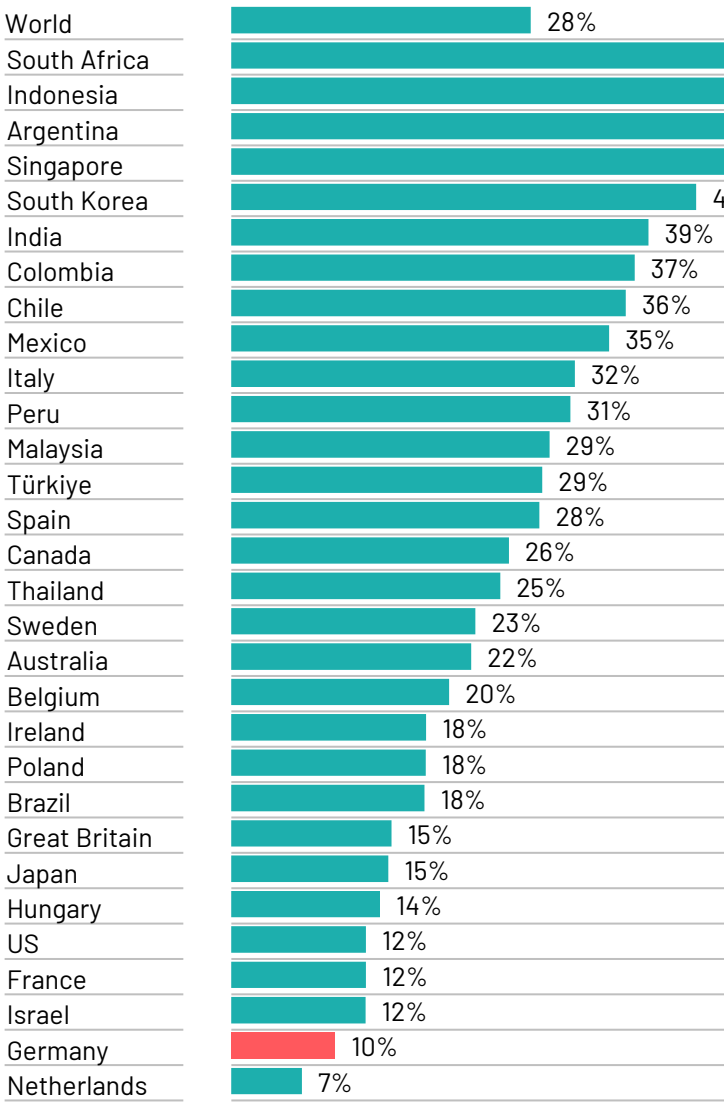
4. Unemployment

[Commentary]

Base: Representative sample of 25,703 adults aged 16-74 in 30 participating countries, June 20th 2025 - July 4th 2025.

Source: Ipsos Global Advisor. Global score is a Global Country Average. See methodology for details. **Filter:** Country: World | Current Wave: Jul 25

Country



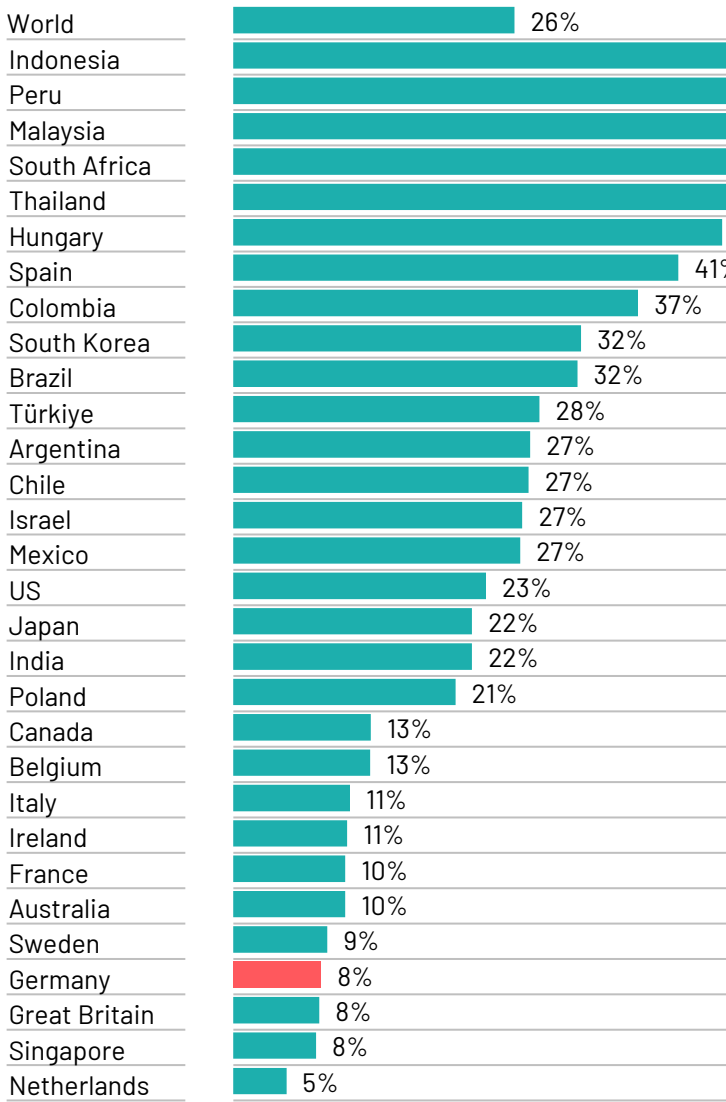
5. Financial/political corruption

[Commentary]

Base: Representative sample of 25,703 adults aged 16-74 in 30 participating countries, June 20th 2025 - July 4th 2025.

Source: Ipsos Global Advisor. Global score is a Global Country Average. See methodology for details. **Filter:** Country: World | Current Wave: Jul 25

Country



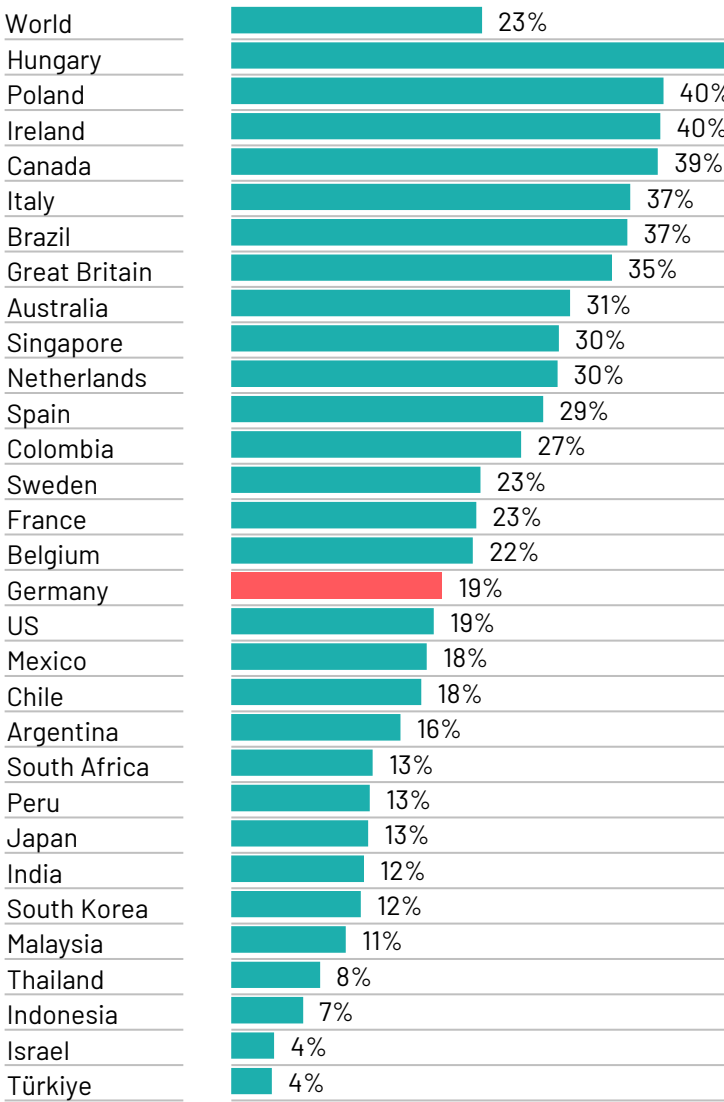
6. Health care

[Commentary]

Base: Representative sample of 25,703 adults aged 16-74 in 30 participating countries, June 20th 2025 - July 4th 2025.

Source: Ipsos Global Advisor. Global score is a Global Country Average. See methodology for details. **Filter:** Country: World | Current Wave: Jul 25

Country



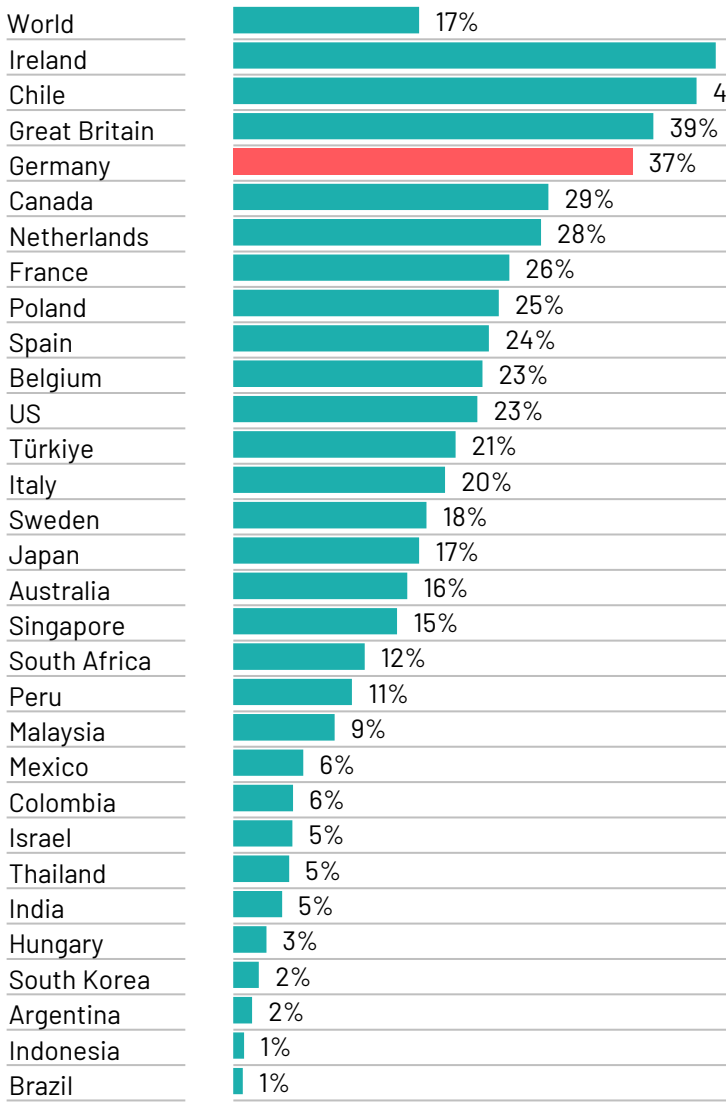
7. Immigration control

[Commentary]

Base: Representative sample of 25,703 adults aged 16-74 in 30 participating countries, June 20th 2025 - July 4th 2025.

Source: Ipsos Global Advisor. Global score is a Global Country Average. See methodology for details. **Filter:** Country: World | Current Wave: Jul 25

Country



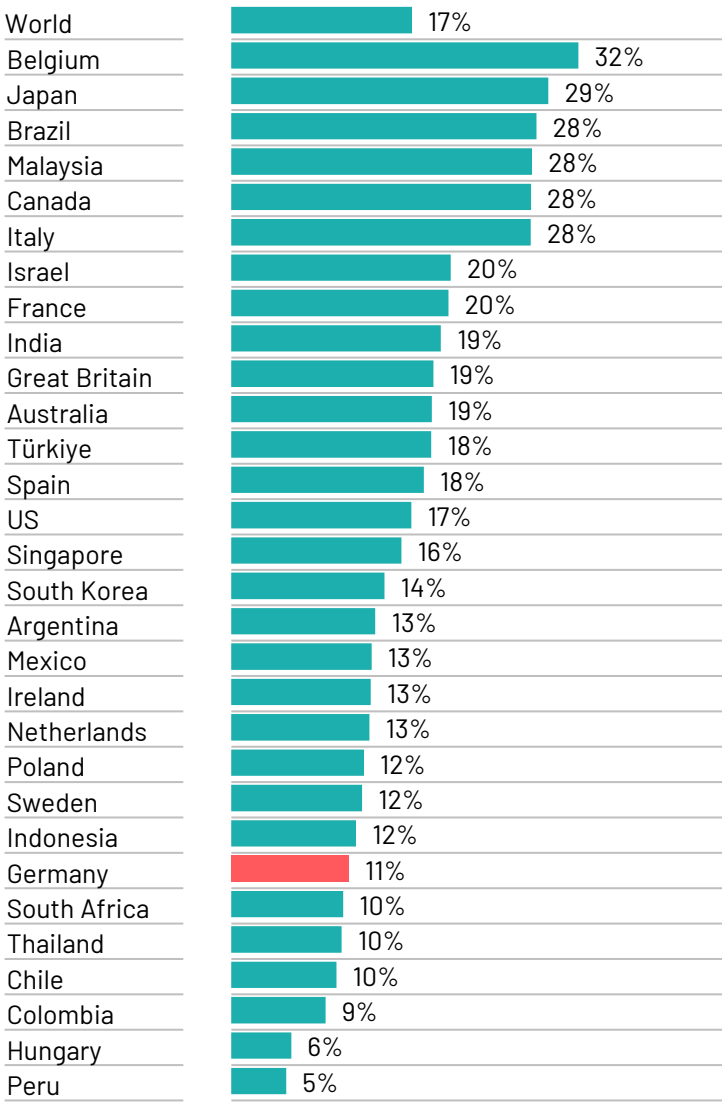
8. Taxes

[Commentary]

Base: Representative sample of 25,703 adults aged 16-74 in 30 participating countries, June 20th 2025 - July 4th 2025.

Source: Ipsos Global Advisor. Global score is a Global Country Average. See methodology for details. **Filter:** Country: World | Current Wave: Jul 25

Country



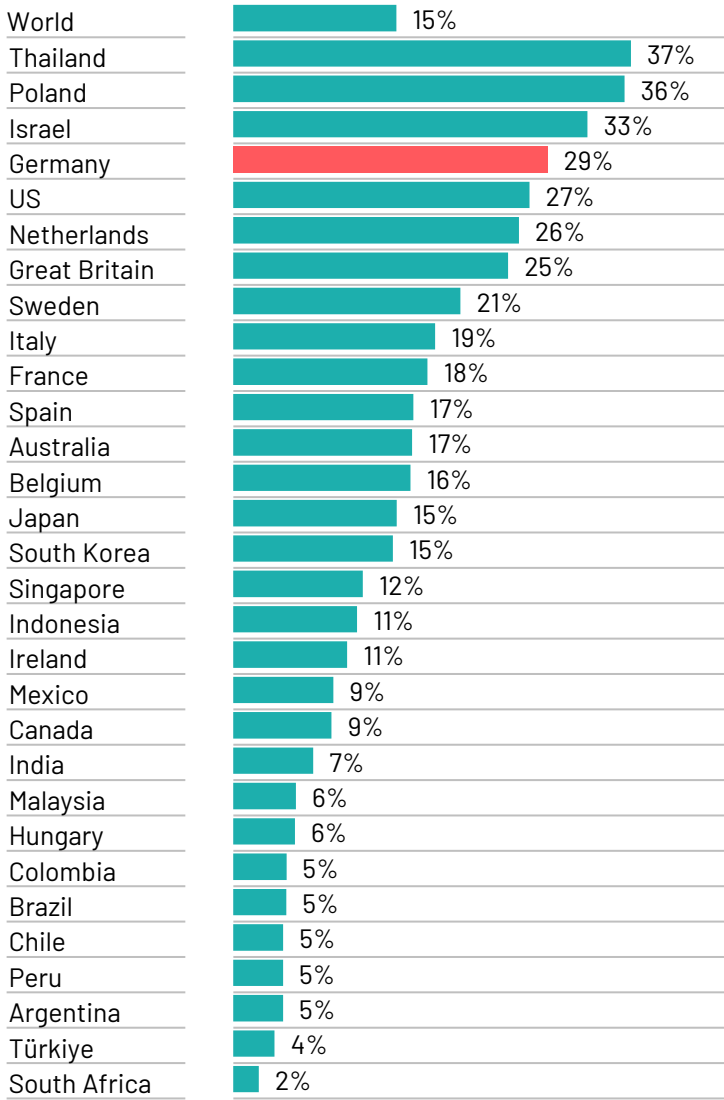
9. Military conflict between nations

[Commentary]

Base: Representative sample of 25,703 adults aged 16-74 in 30 participating countries, June 20th 2025 - July 4th 2025.

Source: Ipsos Global Advisor. Global score is a Global Country Average. See methodology for details. **Filter:** Country: World | Current Wave: Jul 25

Country



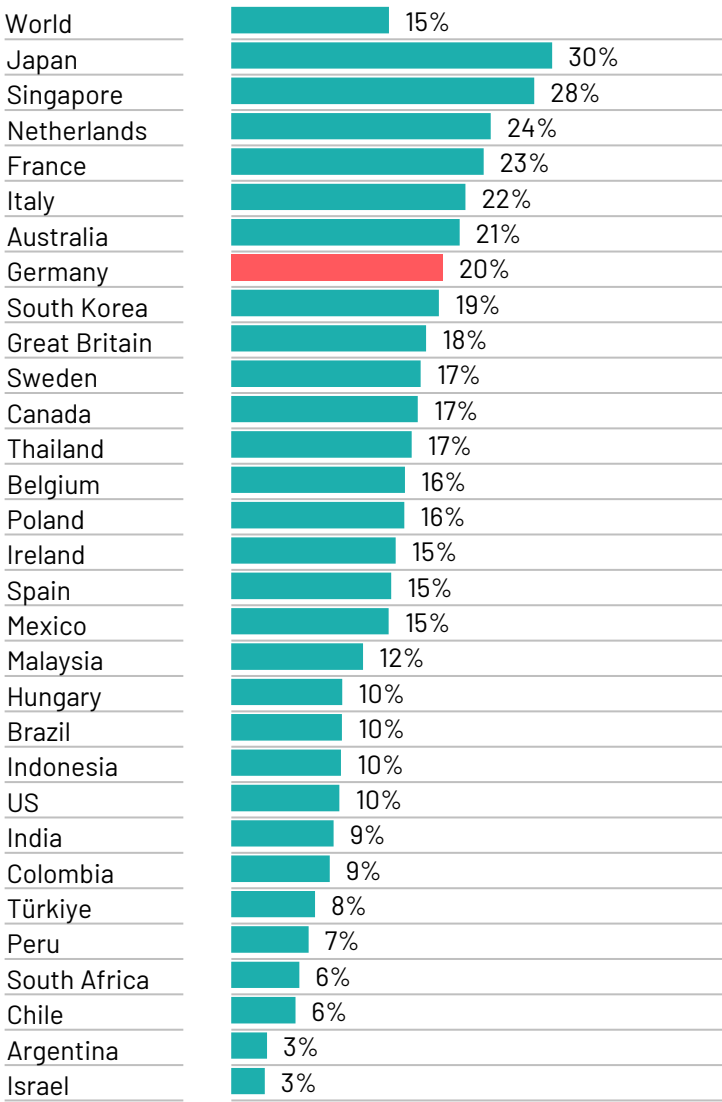
10. Climate change

[Commentary]

Base: Representative sample of 25,703 adults aged 16-74 in 30 participating countries, June 20th 2025 - July 4th 2025.

Source: Ipsos Global Advisor. Global score is a Global Country Average. See methodology for details. **Filter:** Country: World | Current Wave: Jul 25

Country



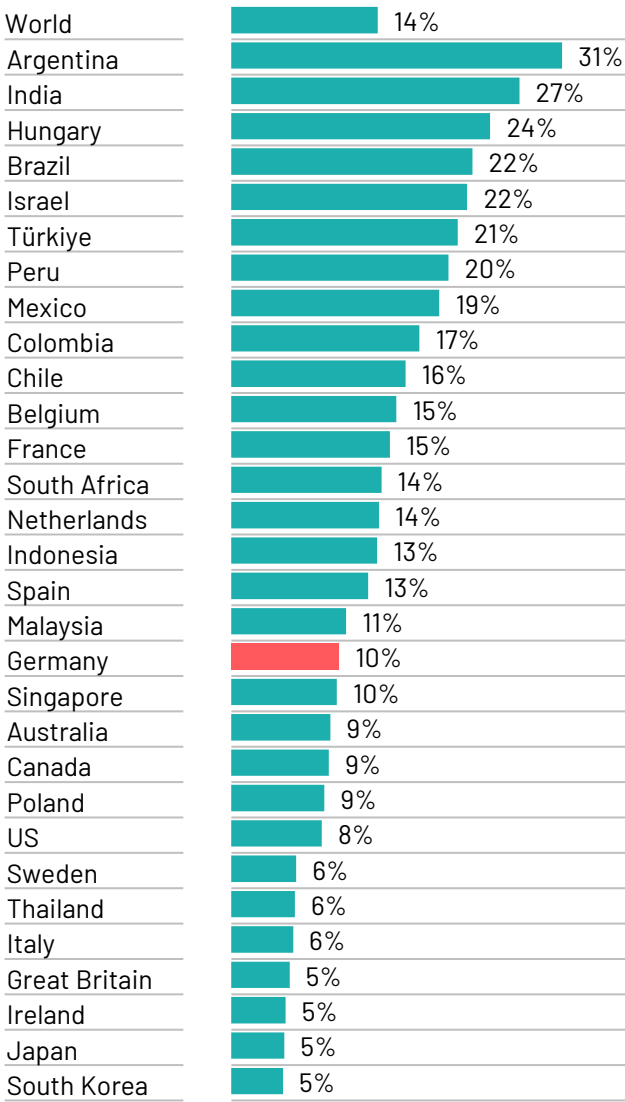
11. Education

[Commentary]

Base: Representative sample of 25,703 adults aged 16-74 in 30 participating countries, June 20th 2025 - July 4th 2025.

Source: Ipsos Global Advisor. Global score is a Global Country Average. See methodology for details. **Filter:** Country: World | Current Wave: Jul 25

Country



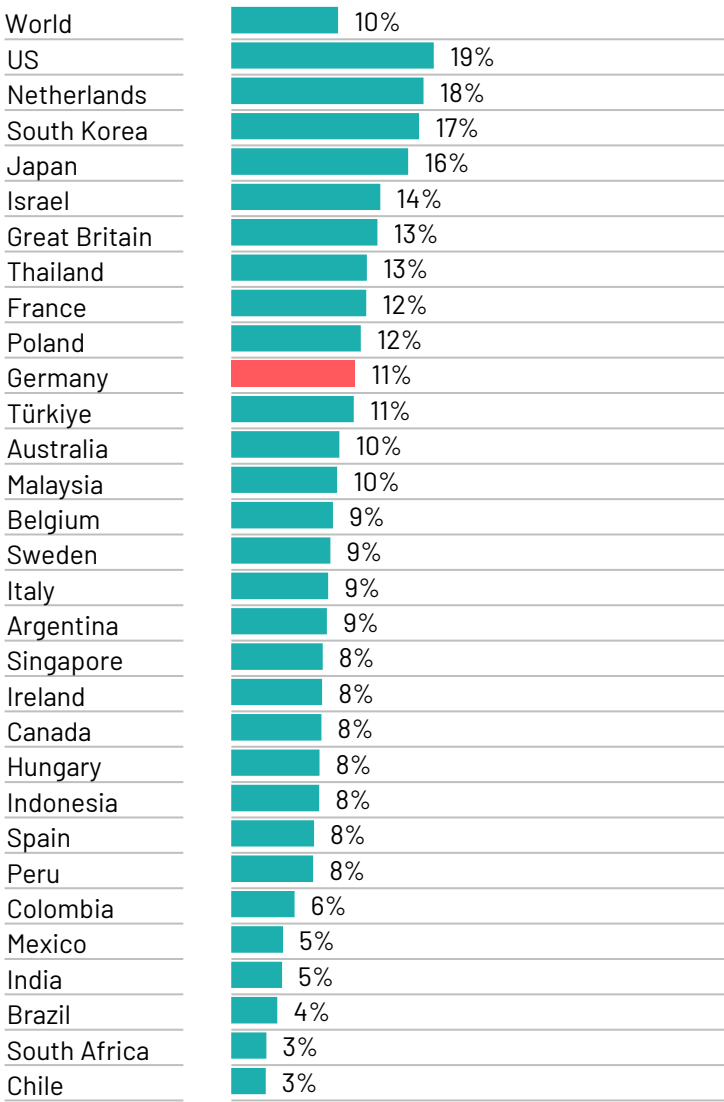
12. Moral decline

[Commentary]

Base: Representative sample of 25,703 adults aged 16-74 in 30 participating countries, June 20th 2025 - July 4th 2025.

Source: Ipsos Global Advisor. Global score is a Global Country Average. See methodology for details. **Filter:** Country: World | Current Wave: Jul 25

Country



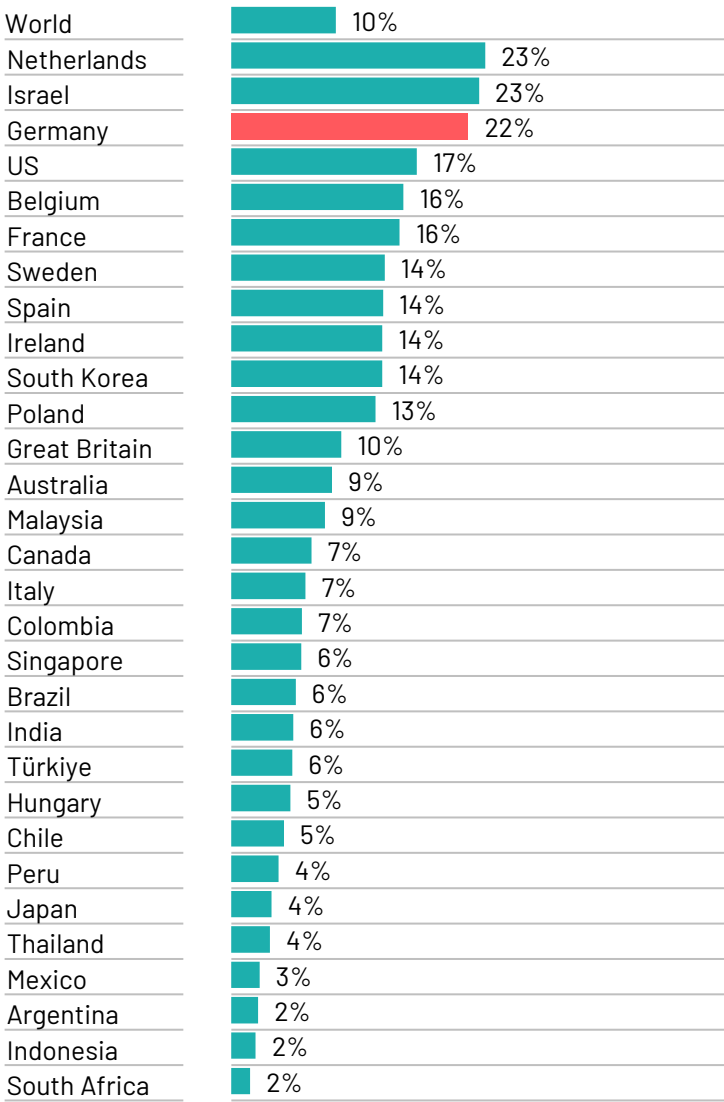
13. Rise of extremism

[Commentary]

Base: Representative sample of 25,703 adults aged 16-74 in 30 participating countries, June 20th 2025 - July 4th 2025.

Source: Ipsos Global Advisor. Global score is a Global Country Average. See methodology for details. **Filter:** Country: World | Current Wave: Jul 25

Country



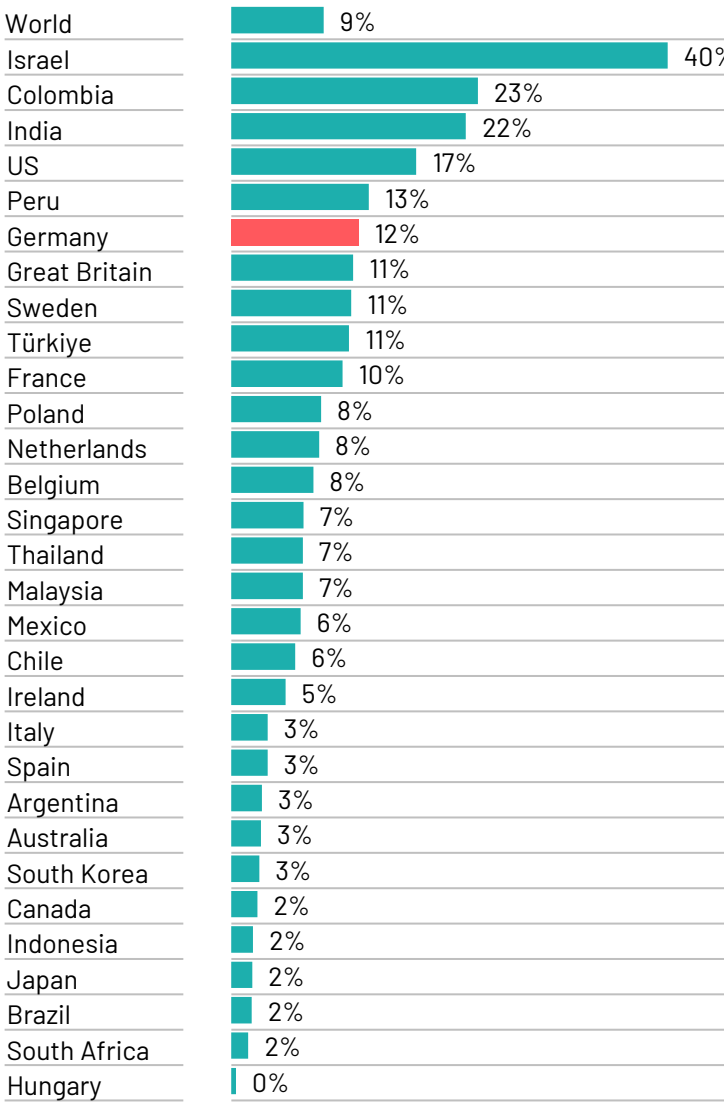
14. Terrorism

[Commentary]

Base: Representative sample of 25,703 adults aged 16-74 in 30 participating countries, June 20th 2025 - July 4th 2025.

Source: Ipsos Global Advisor. Global score is a Global Country Average. See methodology for details. **Filter:** Country: World | Current Wave: Jul 25

Country



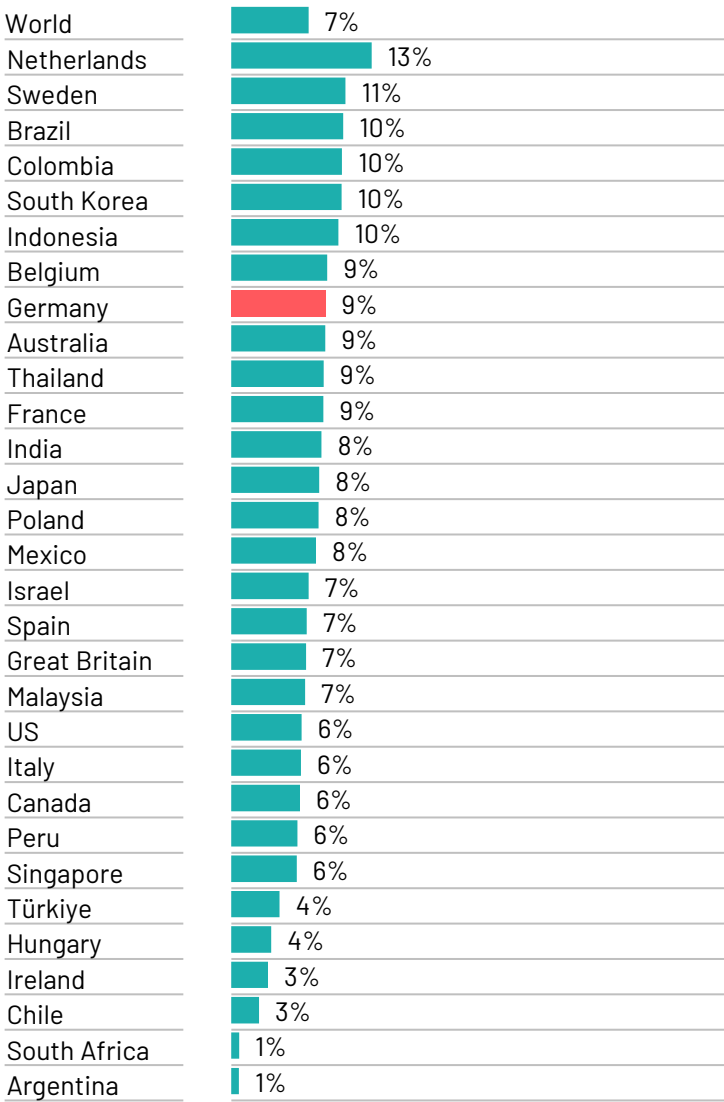
15. Threats against the environment

[Commentary]

Base: Representative sample of 25,703 adults aged 16-74 in 30 participating countries, June 20th 2025 - July 4th 2025.

Source: Ipsos Global Advisor. Global score is a Global Country Average. See methodology for details. **Filter:** Country: World | Current Wave: Jul 25

Country



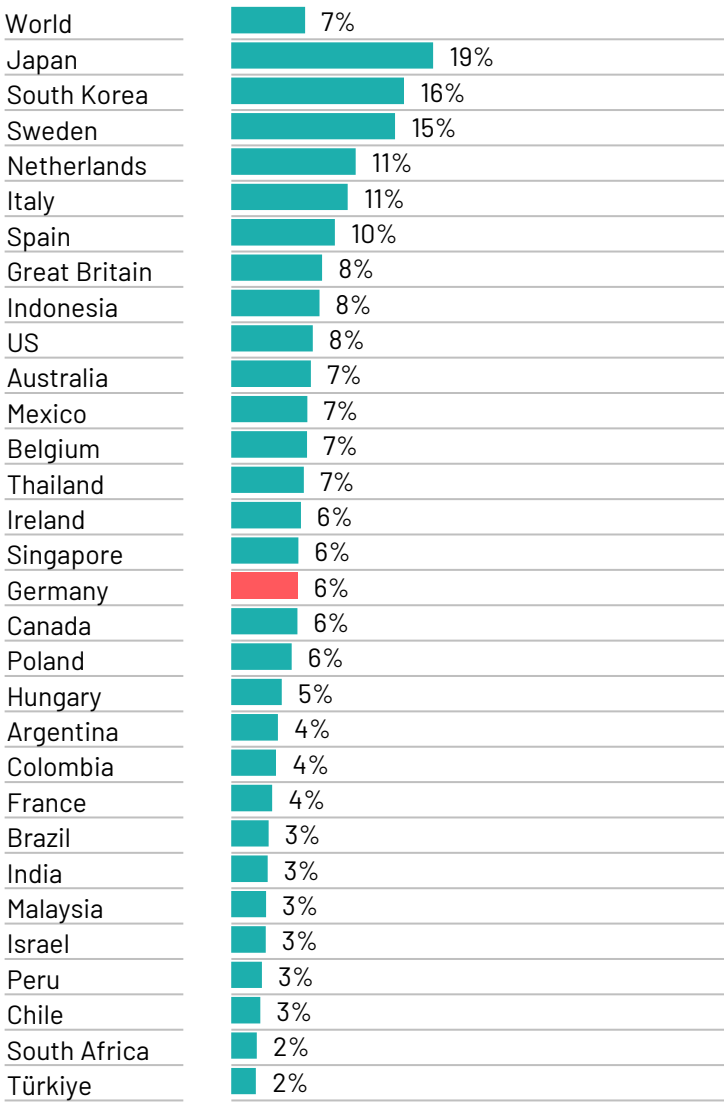
16. Maintaining social programmes

[Commentary]

Base: Representative sample of 25,703 adults aged 16-74 in 30 participating countries, June 20th 2025 - July 4th 2025.

Source: Ipsos Global Advisor. Global score is a Global Country Average. See methodology for details. **Filter:** Country: World | Current Wave: Jul 25

Country



17. Coronavirus (Covid-19)

[Commentary]

Base: Representative sample of 25,703 adults aged 16-74 in 30 participating countries, June 20th 2025 - July 4th 2025.

Source: Ipsos Global Advisor. Global score is a Global Country Average. See methodology for details. **Filter:** Country: World | Current Wave: Jul 25

Country

World	3%
India	11%
Thailand	9%
Malaysia	7%
Singapore	7%
Poland	5%
Indonesia	4%
Türkiye	4%
Mexico	3%
Australia	3%
Brazil	3%
Peru	3%
Ireland	2%
Colombia	2%
South Korea	2%
Japan	2%
Netherlands	2%
France	2%
Spain	2%
US	2%
Germany	2%
South Africa	1%
Sweden	1%
Great Britain	1%
Argentina	1%
Belgium	1%
Israel	1%
Italy	1%
Canada	1%
Hungary	1%
Chile	1%

18. Access to credit

[Commentary]

Base: Representative sample of 25,703 adults aged 16-74 in 30 participating countries, June 20th 2025 - July 4th 2025.

Source: Ipsos Global Advisor. Global score is a Global Country Average. See methodology for details. **Filter:** Country: World | Current Wave: Jul 25

Country

World	2%
India	6%
Poland	3%
Chile	3%
Argentina	3%
Belgium	3%
Netherlands	3%
South Korea	3%
Malaysia	2%
Colombia	2%
Mexico	2%
Canada	2%
Sweden	2%
Thailand	2%
Australia	2%
Japan	2%
Ireland	2%
Italy	2%
South Africa	2%
US	2%
Israel	2%
Spain	2%
Brazil	2%
Türkiye	2%
Peru	2%
Singapore	1%
Hungary	1%
Great Britain	1%
France	1%
Germany	1%
Indonesia	1%

Methodology

This 29-country Global Advisor survey was conducted between June 20th 2025 and July 4th 2025 via the Ipsos Online Panel system among 500 adults aged 18-74 in Canada, Israel, Malaysia, South Africa, Türkiye and the United States, 20-74 in Indonesia and Thailand, 21-74 in Singapore, and 16-74 in all other nations.

The “Global Country Average” reflects the average result for all the countries where the survey was conducted. It has not been adjusted to the population size of each country and is not intended to suggest a total result."

The sample consists of approximately 1000+ individuals in each of Australia, Belgium, Brazil, Canada, France, Germany, Great Britain, Italy, Japan, Spain, Sweden, and the US, and approximately 500+ individuals in each of Argentina, Chile, Colombia, Hungary, Indonesia, Israel, Malaysia, Mexico, the Netherlands, Peru, Poland, Singapore, South Africa, South Korea, Thailand and Türkiye.

The sample in India consists of approximately 2,200 individuals, of whom approximately 1,800 were interviewed face-to-face and 400 were interviewed online.

The samples in Argentina, Australia, Belgium, Canada, France, Germany, Great Britain, Hungary, Italy, Japan, the Netherlands, Poland, South Korea, Spain, Sweden, and the US can be taken as representative of these countries’ general adult population under the age of 75.

The samples in Brazil, Chile, Colombia, India, Indonesia, Malaysia, Mexico, Peru, Singapore, South Africa, Thailand and Türkiye are more urban, more educated, and/or more affluent than the general population. The survey results for these markets should be viewed as reflecting the views of the more “connected” segment of these populations.

India’s sample represents a large subset of its urban population – social economic

classes A
classes a

Weightin
demogra
composi
populati
census d

The prec
calculated
poll of 1,0
points an
percenta
the Ipsos
visit the

Where re
‘differenc
than the
multiple
knows or

The publ
local rule